

Current Transducers: 4-20mA Analog Output, High Current Monitoring

Large Load Trending With 4-20ma Output

APPLICATIONS

- Load trending of large motors

FEATURES

Monitor larger motors and other loads up to 2400A

- Split-core design for easy installation and fast retrofits
- Eliminates need for external CTs on large conductors
- Large openings for heavy conductors
- Monitor critical motors (compressor, fuel, etc.)

Loop powered 4-20mA output

- Two-wire design reduces wiring cost
- Hx21 models offer zero and span adjustments for field flexibility
- Hx21SP models are factory-set at a range specified by the customer for easy setup and high confidence
- 100% solid state...no moving parts to fail
- 5-year limited warranty



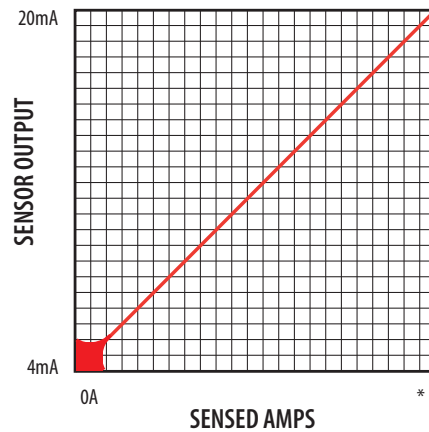
DESCRIPTION

Hawkeye x21/x21SP analog current transducers provide reliable load trending information for large motor loads (up to 2400A), with a proportional 4-20mA signal. Three devices are available, each with a different amperage range. The Hx21 versions include a span potentiometer that allows each sensor to be calibrated for maximum resolution. The Hx21SP versions are factory-calibrated at a range specified by the customer



H221/321/421 LINEAR OUTPUT

Scale software as shown



*Adjusted with Span Potentiometer for Hx21 models;
Factory-set per customer specification for Hx21SP models

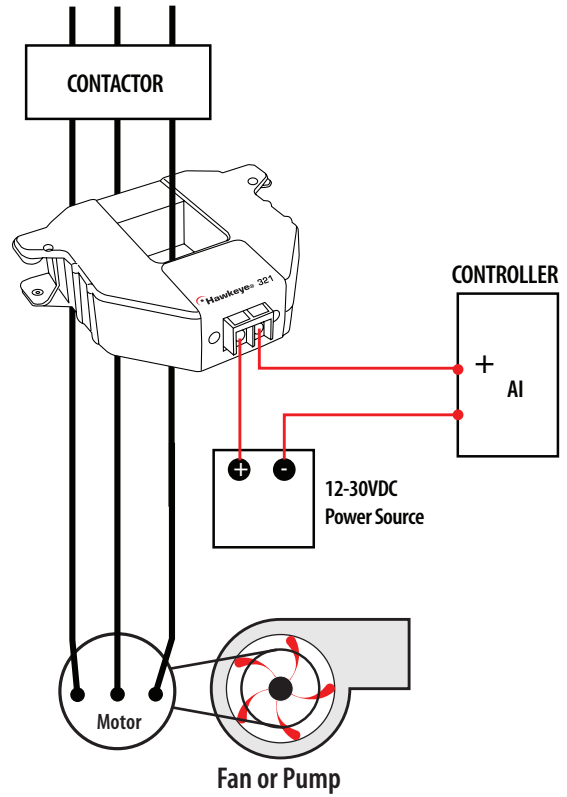
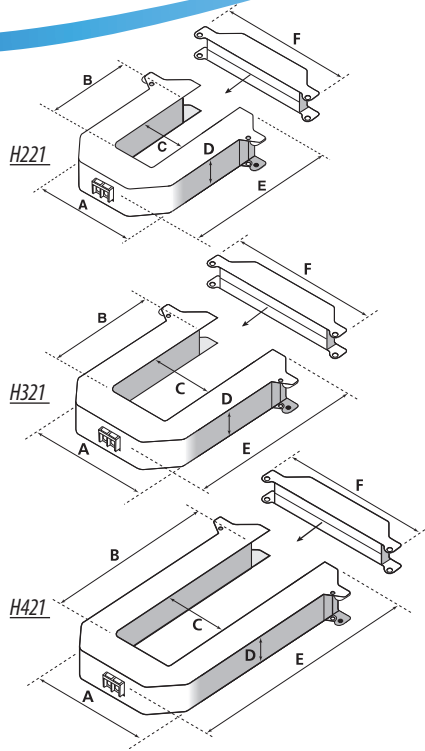
- 100 to 300A (H221/H221SP)
- 300 to 800A (H321/H321SP)
- 1000 to 2400A (H421/H421SP)

SPECIFICATIONS

Sensor Power	30mA (max)@12-30VDC
Insulation Class	600VAC RMS
Frequency Range	50/60 Hz
Temperature Range	-15° to 60°C (5° to 140°F)
Humidity Range	10-90% RH, non-condensing
Accuracy	±2% of FS from 10 to 100% of full scale
Response Time	2 sec.
Zero Adjustment	3.5 to 4.5mA

UL 508 open device listing

Monitoring Fan / Pump Motor Loads



H221

- A = 3.7" (94 mm)
- B = 1.6" (40 mm)
- C = 1.4" (35 mm)
- D = 1.1" (29 mm)
- E = 4.2" (106 mm)
- F = 4.7" (120 mm)

H321

- A = 4.9" (124 mm)
- B = 2.9" (75 mm)
- C = 2.5" (63 mm)
- D = 1.2" (29 mm)
- E = 5.5" (140 mm)
- F = 5.9" (150 mm)

H421

- A = 4.9" (124 mm)
- B = 5.5" (141 mm)
- C = 2.5" (65 mm)
- D = 1.1" (29 mm)
- E = 8.1" (206 mm)
- F = 5.9" (151 mm)

ORDERING INFORMATION



MODEL	AMPERAGE RANGE		SENSOR OUTPUT	HOUSING	UL
	4mA (Lower Limit)	20mA (Upper Limit)			
H221	0A	100 to 300A	4-20mA DC	Split-core	● ¹
H221SP		100, 150, 200, 250, or 300A ²			● ¹
H321		300 to 800A			● ¹
H321SP		300, 400, 500, 600, 700, or 800A ²			● ¹
H421		1000 to 2400A			
H421SP		1000, 1200, 1400, 1600, 1800, 2000, 2200, or 2400A ²			

¹ Listed for use on 75°C insulated conductors.

² Standard factory-calibration, but no longer field adjustable

Note: When ordering HxxxSP versions, specify upper current limit for factory calibration (device is not field adjustable).

ACCESSORIES

Universal Power Supply (PS Series)

Universal Mounting Bracket Kit (AH06)