


Three-Phase 4-20 mA True-RMS AC Current Transducer MGS-1800

Description:

The MGS Series integrator and 4 to 20 mA Transducer (signal conditioner) converts the RopeCT (Rogowski Coil) input voltage to 4 - 20 mA DC output. The transducer requires a DC loop power supply which operates from 8 to 35 Vdc. The transducer is available with screw terminals for ease of installation.

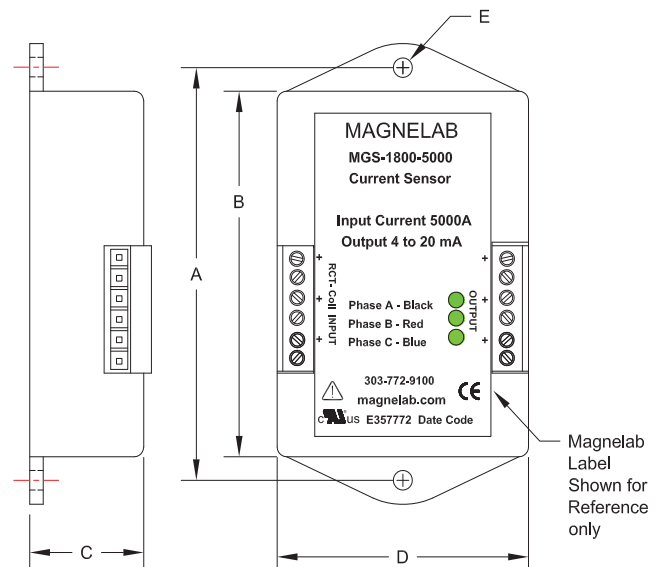
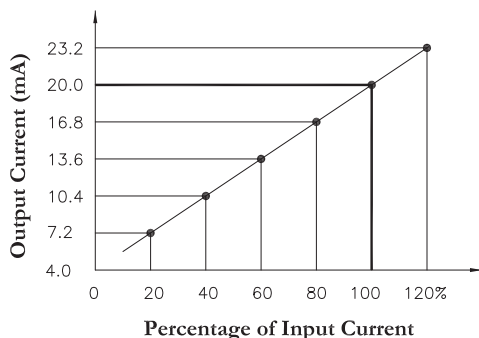


Features:

- True RMS measurement. Ideal for distorted Waveforms
- Self powered from 4 - 20 mA Loop
- LEDs on each phase indicate when unit is connected to suitable power
- Input: 250 to 5,000 Amp (or custom amperage)
- Accuracy $\pm 1\%$
- 4 ft. Insulated leads (from RopeCT® to integrator)
- 8 ft. Output leads twisted pair (600V), three sets
- Maximum Voltage: 600 V (on bare conductor)
- UL Recognized, CE and RoHS compliant

PART NUMBER AND RATING	
MGS-1800-0250	250 Amp
MGS-1800-0400	400 Amp
MGS-1800-0500	500 Amp
MGS-1800-0800	800 Amp
MGS-1800-1000	1000 Amp
MGS-1800-1500	1500 Amp
MGS-1800-2000	2000 Amp
MGS-1800-2500	2500 Amp
MGS-1800-3000	3000 Amp
MGS-1800-4000	4000 Amp
MGS-1800-5000	5000 Amp

DIMENSION	INCH	MM
A	3.95	100.33
B	3.50	88.90
C	1.15	29.21
D	2.50	63.50
E	0.190 dia.	4.83



Three-Phase 4-20 mA True RMS AC Current Transducer MGS-1800

Specifications:

- Power: Standard 4 - 20 mA Loop, voltage 8 - 35 VDC (Each phase)
- Input: Up to 5000 A measured by Magnelab RopeCT
- Output: 4 - 20 mA Loop (Sinking), Maximum impedance 750 Ohms @ 24 VDC (Each phase)
- Accuracy: True RMS, 1% FS, up to crest factor 4
- Input frequency: 40 to 3000Hz
- Enclosure: Plastic box with metal plate cover on bottom and mounting bracket
W = 2.50", H = 1.15", L = 3.50" (Not including mounding brackets)
- Indicator: Green LEDs light when connected correctly to output 4 - 20 mA current loop

